

# *Experience of the Arts in Northern Ireland*



Findings from the Continuous Household Survey  
2008/09

DCAL Research Findings 2/2010

**CONTENTS**

	<b>Page</b>
<a href="#"><u>Executive summary</u></a>	<a href="#"><u>3</u></a>
<a href="#"><u>Introduction</u></a>	<a href="#"><u>4</u></a>
<a href="#"><u>Overview of participation and attendance in the arts</u></a>	<a href="#"><u>6</u></a>
<a href="#"><u>Participation in arts activities</u></a>	<a href="#"><u>7</u></a>
<a href="#"><u>Attendance at arts events</u></a>	<a href="#"><u>10</u></a>
<a href="#"><u>Enjoyment of arts events</u></a>	<a href="#"><u>11</u></a>
<a href="#"><u>Barriers to attending arts events</u></a>	<a href="#"><u>11</u></a>
<a href="#"><u>Overall satisfaction with arts provision in Northern Ireland</u></a>	<a href="#"><u>11</u></a>
<a href="#"><u>Appendix A – Data tables</u></a>	<a href="#"><u>12</u></a>

### Executive summary

- 71% of the survey respondents either participated in arts activities or attended arts events in the previous 12 months.
- A quarter (25%) of respondents participated in one or more arts activity in the previous 12 months.
- The five most popular arts activities respondents participated in were: textile crafts (7%); playing a musical instrument for pleasure (6%); painting, drawing, printmaking or sculpture (5%); dance (5%) and computer artwork/animation (4%).
- The main reasons for participating in the arts were: 'for enjoyment/pleasure' (mentioned by 87% of participants); 'to socialise' (32%); 'to reduce stress' (31%); and 'an outlet for creativity' (31%).
- The main reason for not participating more in the arts was a lack of interest (mentioned by 33% of respondents).
- Over two thirds (67%) of respondents attended one or more arts events in the previous 12 months.
- Almost a half (49%) of respondents went to watch a film at a cinema or other venue in the previous 12 months and a fifth (20%) went to see a play or drama.
- 86% of respondents who attended an arts event in the previous 12 months enjoyed the event 'a lot'.
- The most frequently cited barriers to preventing respondents from attending arts performances or events were: 'it costs too much' (mentioned by 19% of all respondents); 'not really interested' (18%); and 'difficult to find the time' (18%).
- Overall, 65% of respondents said they were satisfied with arts provision in Northern Ireland. Among respondents who had participated in arts activities or attended arts events, 75% were satisfied with arts provision.

## Experience of the Arts in Northern Ireland

### Introduction

### Background

This report has been prepared by Research and Statistics Branch, Department of Culture, Arts and Leisure.

The Department of Culture, Arts and Leisure (DCAL) has responsibility for the arts in Northern Ireland. DCAL provides funding for the arts, develops arts policy and supports arts initiatives.

### Continuous Household Survey

The report presents data from the Continuous Household Survey (CHS). DCAL places questions related to the arts annually in CHS. The data derived from the CHS is used for various purposes: to monitor DCAL's Public Service Agreement targets, provide data to Arts Branch to help inform policy making, for equality monitoring and contributing to Northern Ireland wide strategies.

The Continuous Household Survey is a Northern Ireland wide household survey administered by Central Survey Unit, Northern Ireland Statistics and Research Agency. The sample for this survey consisted of a systematic random sample of 4,500 addresses selected from the Land and Property Services' list of private addresses. There were 3,414 respondents to the 2008/2009 survey. Respondents are aged 16+.

### Technical notes

Any statements in this report regarding differences between groups such as males and females, urban and rural respondents etc. are statistically significant at the 5% significance level. This significance level is the criteria for judging whether differences between groups might have arisen by chance. The most common criteria is the 5% level i.e. the probability being one in twenty that a difference might have arisen by chance.

## Experience of the Arts in Northern Ireland

The following should be noted when interpreting figures and tables:

Figure less than 0.5% are denoted by '0'.

Percentages may not add to 100% due to rounding.

Percentages may not add to 100% for questions where multiple responses are allowed.

Detailed tabulations are not provided where the number of respondents is too small to allow meaningful analysis.

The base number of responses to each question is shown in each table. Base numbers of respondents may vary from table to table due to some respondents not answering certain questions.

### **Further information**

In keeping with government policy, no hard copies of this report have been published, but are available on request. Requests or enquiries concerning this publication should be directed to:

Philip Spotswood  
Research and Statistics Branch  
Department of Culture, Arts and Leisure  
Causeway Exchange  
1-7 Bedford Street  
Belfast  
BT2 7EG

Tel: 028 90 515100

Email: [philip.spotswood@dcalni.gov.uk](mailto:philip.spotswood@dcalni.gov.uk)

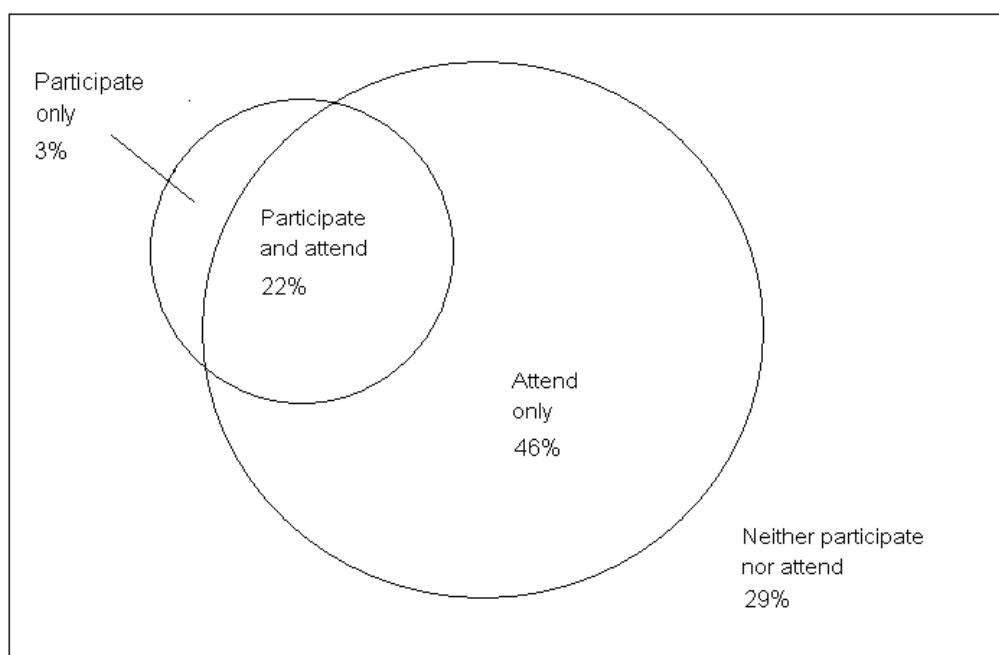
### Overview of participation and attendance in the arts

Respondents were asked if they had participated in any arts activities or attended any arts events in the last 12 months. Overall, 25% of respondents participated in arts activities and 67% attended arts events.

Of those respondents where both attendance and participation data were available, 46% attended arts events but did not participate in arts activities, 3% participated in arts activities but did not attend arts events and 22% both participated in and attended arts activities. Twenty-nine percent neither participated in any arts activities nor attended any arts events.

The participation and attendance status of respondents is summarised in Figure 1 below.

**Figure 1** Overview of participation and attendance in the arts



Not to scale.

Base = 3131 respondents where attendance and participation data were available.

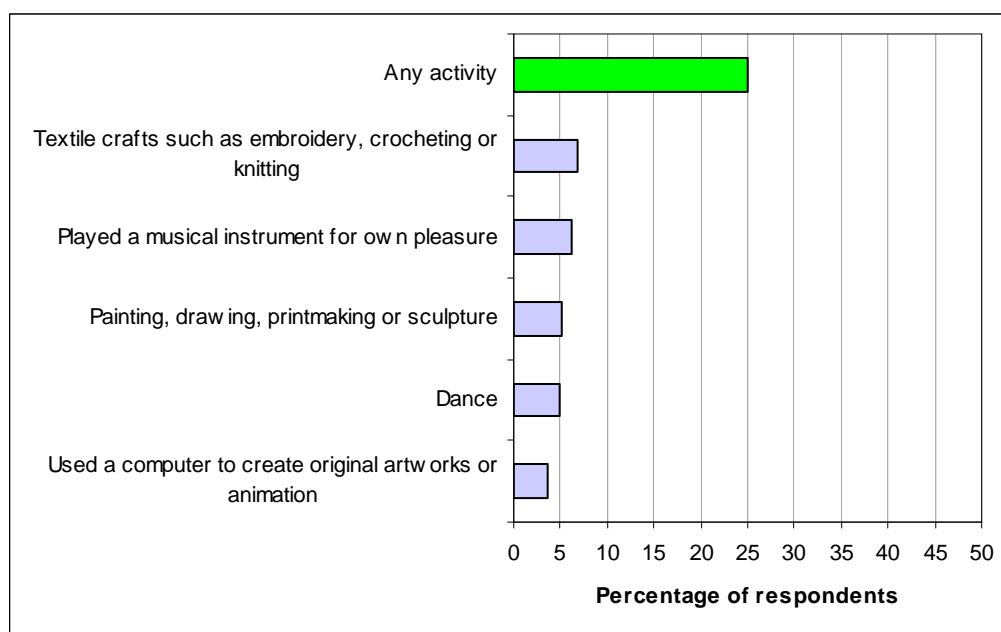
### Participation in arts activities

In the survey, respondents were presented with a list of arts activities and asked which, if any of them, they had participated in during the last 12 months.

Overall, 25% of respondents participated in one or more arts activity in the last 12 months.

The most popular activities in terms of respondent participation over the last 12 months were textile crafts such as embroidery, crocheting or knitting (7% of respondents participated in the last 12 months), playing a musical instrument (6%), and painting, drawing, printing and sculpture (5%). The most popular arts activities are depicted in Figure 2.

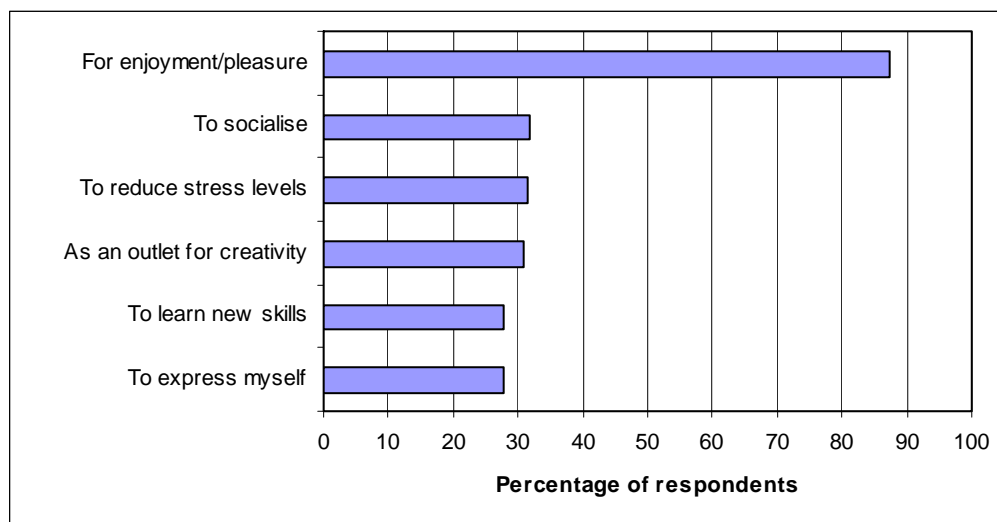
**Figure 2** Arts participation – overall and most popular activities



## Experience of the Arts in Northern Ireland

Respondents who participated in the arts were also asked why they participated. The main reasons are depicted in Figure 3.

**Figure 3** Main reasons for participating in arts activities

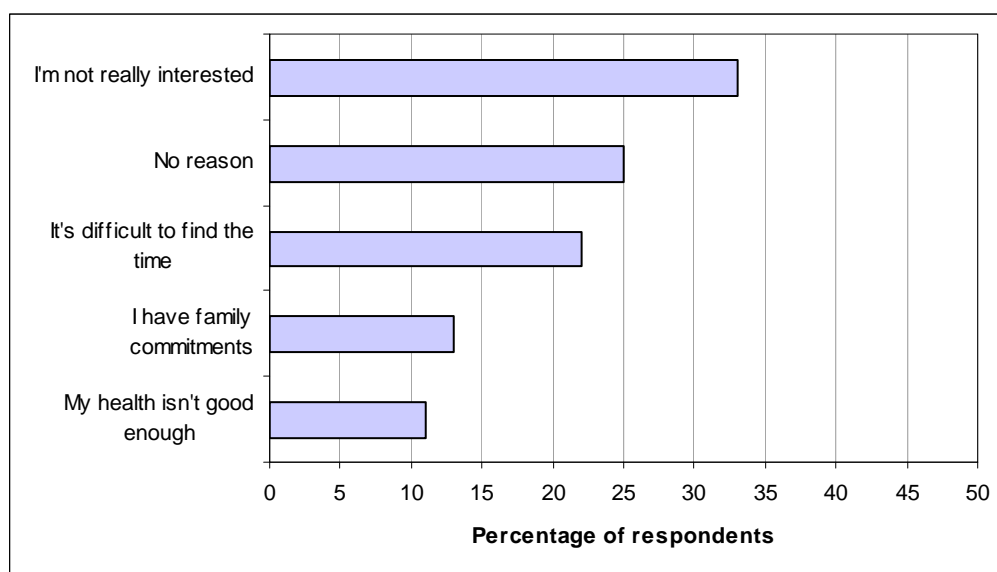


By far the most cited reason for participation was for enjoyment/pleasure (mentioned by 87% of respondents who participated). Other frequently mentioned reasons for participation in arts activities were to socialise (32%), to reduce stress (31%) or as an outlet for creativity (31%). Using participation as a means of learning new skills was cited by 28% of respondents, and 28% of respondents also mentioned that the participation served as a vehicle to express themselves.

## Experience of the Arts in Northern Ireland

All respondents – whether participants or not - were asked why they did not participate more in arts activities. The main reasons cited were 'not really interested' (mentioned by 33% of respondents), 'no reason' (25%) and 'difficult to find the time' (22%). The main reasons mentioned are depicted in Figure 4.

**Figure 4** Main reasons for not participating in arts activities



## Experience of the Arts in Northern Ireland

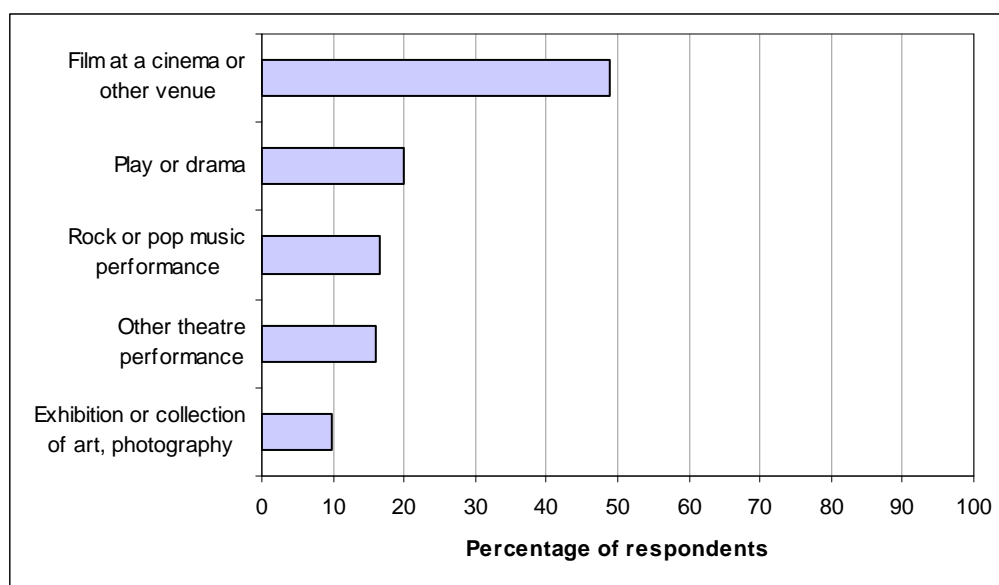
### Attendance at arts events

Respondents were presented with a list of types of arts events and asked which, if any of them, they had attended during the last 12 months.

Overall, 67% of respondents attended one or more arts event in the last 12 months.

The most popular events in terms of respondent attendance over the last 12 months were viewing films at the cinema or other venue (49% of respondents did this in the last 12 months), followed by attending a play or drama (20%)  
The most popular arts events in terms of respondent attendance are depicted in Figure 5.

**Figure 5** Arts attendance – events attended by most respondents



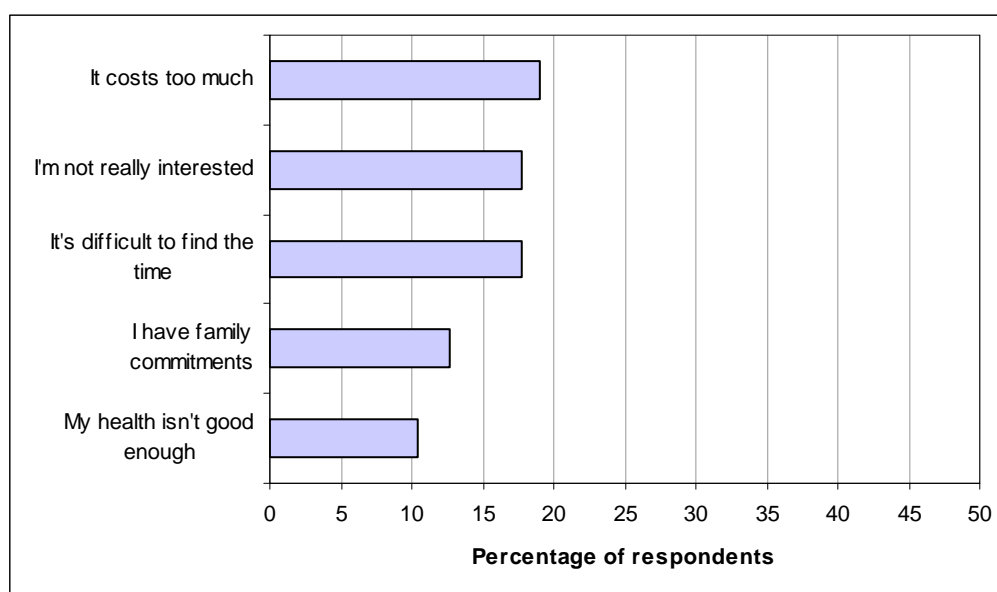
### Enjoyment of arts events

All respondents who attended an arts event over the last 12 months were asked how much they enjoyed the last arts event they attended. Overall, 86% of respondents enjoyed the last event they attended 'a lot' and 12% enjoyed the last event 'a little'. One percent of respondents stated that they 'did not enjoy very much' the last event they attended, while less than 1% of respondents stated that they 'did not enjoy the experience at all'.

### Barriers to attending arts events

All respondents – whether attendees or not - were presented with a list of barriers to attendance and asked which, if any, prevented them from attending arts performances or events. The most frequently cited factors were 'it costs too much' (mentioned by 19% of respondents), 'not really interested' (18%) and 'difficult to find the time' (18%). The main reasons are shown in Figure 6.

**Figure 6** Main factors preventing attendance at arts performances or events



### Overall satisfaction with arts provision in Northern Ireland

Overall, 65% of respondents said they were satisfied with arts provision in Northern Ireland. However, respondents who had participated in or attended an arts activity or event were more likely to be satisfied (75%).

## Experience of the Arts in Northern Ireland

### Appendix A – Data tables

#### Participation in the arts

**Table 1** Participation in any arts activity during last 12 months

Profile of respondent	% of respondents participating	Base
All respondents	25	3132
Male	22	1286
Female	27	1846
Aged 16-24	27	276
Aged 25-34	25	481
Aged 35-44	24	611
Aged 45-54	27	527
Aged 55-64	29	502
Aged 65+	21	735
Catholic	22	1244
Protestant	26	1696
Other religion/none	35	168
Has limiting longstanding illness	19	811
Does not have limiting longstanding illness	27	2320

**Table 2** Main types of arts activity participated in

Arts activity	% of respondents participating
Any activity	25
Textile crafts	7
Played musical instrument for own pleasure	6
Painting/drawing/printmaking/sculpture	5
Other dance	5
Computer artwork/animation	4
Photography as artistic activity	3
Other crafts such as calligraphy, pottery, jewellery making	3
Played musical instrument to audience or rehearsed for a performance	3
Sang to an audience or rehearsed for a performance	2
Helped with the organisation of a festival or carnival	2
Base	3132

Percentages may add to more than 100 due to multiple responses

## Experience of the Arts in Northern Ireland

### Reasons for participation in the arts

**Table 3**  
a) **Reasons why people participate in the arts**  
**Five main factors by gender**

Factor	Percentage of respondents mentioning each factor		
	All respondents	Male	Female
For enjoyment/pleasure	87	<b>87</b>	<b>87</b>
To socialise	32	<b>32</b>	<b>31</b>
To reduce stress levels	31	29	<b>33</b>
As an outlet for creativity	31	<b>30</b>	<b>31</b>
To learn new skills	28	<b>31</b>	<b>26</b>
To express myself	28	<b>32</b>	25
To improve health/wellbeing	18	20	18
To contribute to community	15	18	13
Because friends take part	12	11	13
Other reason	3	4	3
No reason	1	0	1
Base	773	276	497

Percentages may add to more than 100 due to multiple responses

**Table 3**  
b) **Reasons why people participate in the arts**  
**Five main factors by age**

Factor	Percentage of respondents mentioning each factor						
	All	16-24	25-34	35-44	45-54	55-64	65+
For enjoyment/pleasure	87	<b>84</b>	<b>86</b>	<b>90</b>	<b>87</b>	<b>84</b>	<b>91</b>
To socialise	32	<b>39</b>	<b>27</b>	31	<b>40</b>	<b>32</b>	<b>25</b>
To reduce stress levels	31	24	<b>38</b>	<b>42</b>	<b>41</b>	<b>23</b>	<b>20</b>
As an outlet for creativity	31	<b>31</b>	<b>28</b>	<b>37</b>	<b>35</b>	<b>28</b>	<b>27</b>
To learn new skills	28	<b>34</b>	<b>41</b>	<b>33</b>	30	<b>25</b>	10
To express myself	28	<b>38</b>	25	<b>34</b>	<b>32</b>	19	<b>23</b>
To improve health/wellbeing	18	18	11	21	22	18	19
To contribute to community	15	9	10	18	19	17	13
Because friends take part	12	19	11	13	12	10	11
Other reason	3	4	7	3	3	1	1
No reason	1	1	0	1	0	1	1
Base	773	74	122	144	139	142	152

Percentages may add to more than 100 due to multiple responses

## Experience of the Arts in Northern Ireland

**Table 3** c) **Reasons why people participate in the arts**  
**Five main factors by religion**

Factor	Percentage of respondents mentioning each factor			
	All respondents	Catholic	Protestant	Other/none
For enjoyment/pleasure	87	<b>86</b>	<b>88</b>	<b>93</b>
To socialise	32	<b>34</b>	<b>32</b>	23
To reduce stress levels	31	<b>33</b>	<b>30</b>	<b>37</b>
As an outlet for creativity	31	28	<b>32</b>	<b>40</b>
To learn new skills	28	<b>30</b>	<b>26</b>	<b>32</b>
To express myself	28	<b>30</b>	25	<b>37</b>
To improve health/wellbeing	18	24	16	16
To contribute to community	15	15	16	9
Because friends take part	12	13	12	9
Other reason	3	3	2	11
No reason	1	0	1	2
Base	773	266	444	57

Percentages may add to more than 100 due to multiple responses

**Table 3** d) **Reasons why people participate in the arts**  
**Five main factors by health status**

Factor	Percentage of respondents mentioning each factor		
	All respondents	Has Limiting Longstanding Illness	No Limiting Longstanding Illness
For enjoyment/pleasure	87	<b>96</b>	<b>85</b>
To socialise	32	<b>31</b>	<b>32</b>
To reduce stress levels	31	<b>33</b>	<b>31</b>
As an outlet for creativity	31	<b>30</b>	<b>31</b>
To learn new skills	28	21	<b>29</b>
To express myself	28	<b>28</b>	27
To improve health/wellbeing	18	26	17
To contribute to community	15	18	14
Because friends take part	12	12	12
Other reason	3	3	3
No reason	1	1	1
Base	773	155	617

Percentages may add to more than 100 due to multiple responses

## Experience of the Arts in Northern Ireland

### Reasons for not participating more in the arts

**Table 4**                    **Reasons why people don't participate more in the arts**  
**a)                            Five main factors by gender**

Factor	Percentage of respondents mentioning each factor		
	All respondents	Male	Female
Not really interested	33	<b>37</b>	<b>31</b>
Difficult to find the time	22	<b>21</b>	<b>24</b>
Family commitments	13	<b>9</b>	<b>16</b>
Health isn't good enough	11	<b>10</b>	<b>12</b>
Don't know enough about it	8	7	8
Not enough facilities close to home	7	5	9
Costs too much	5	4	7
Wouldn't enjoy it	5	6	4
Lack of transport/can't easily get to	3	1	4
Nobody to do it with	3	1	4
Might feel uncomfortable or out of place	3	3	3
Other	1	1	0
No reason	25	<b>27</b>	<b>23</b>
Base	3133	1286	1847

Percentages may add to more than 100 due to multiple responses

**Table 4**                    **Reasons why people don't participate more in the arts**  
**b)                            Five main factors by age**

Factor	Percentage of respondents mentioning each factor						
	All	16-24	25-34	35-44	45-54	55-64	65+
Not really interested	33	<b>43</b>	<b>34</b>	<b>29</b>	<b>32</b>	<b>33</b>	<b>33</b>
Difficult to find the time	22	<b>22</b>	<b>28</b>	<b>34</b>	<b>27</b>	<b>18</b>	<b>9</b>
Family commitments	13	8	<b>20</b>	<b>26</b>	<b>15</b>	7	4
Health isn't good enough	11	0	2	5	7	<b>14</b>	<b>28</b>
Don't know enough about it	8	<b>9</b>	<b>13</b>	8	<b>8</b>	7	3
Not enough facilities close to home	7	7	9	<b>10</b>	6	7	5
Costs too much	5	8	6	7	6	6	2
Wouldn't enjoy it	5	<b>8</b>	4	5	5	4	<b>6</b>
Lack of transport/can't easily get to	3	4	2	2	3	3	5
Nobody to do it with	3	5	4	2	3	3	2
Might feel uncomfortable or out of place	3	4	3	4	3	2	2
Other	1	1	0	0	1	1	1
No reason	25	<b>23</b>	<b>22</b>	<b>21</b>	<b>23</b>	<b>28</b>	<b>29</b>
Base	3133	274	483	611	528	502	735

Percentages may add to more than 100 due to multiple responses

## Experience of the Arts in Northern Ireland

**Table 4** c) **Reasons why people don't participate more in the arts**  
**Five main factors by religion**

Factor	Percentage of respondents mentioning each factor			
	All respondents	Catholic	Protestant	Other/none
Not really interested	33	<b>34</b>	<b>33</b>	<b>27</b>
Difficult to find the time	22	<b>20</b>	<b>24</b>	<b>24</b>
Family commitments	13	<b>14</b>	<b>13</b>	<b>13</b>
Health isn't good enough	11	<b>10</b>	<b>13</b>	8
Don't know enough about it	8	8	8	5
Not enough facilities close to home	7	8	7	8
Costs too much	5	5	6	<b>9</b>
Wouldn't enjoy it	5	4	6	3
Lack of transport/can't easily get to	3	3	3	2
Nobody to do it with	3	3	3	2
Might feel uncomfortable or out of place	3	3	3	1
Other	1	1	1	1
No reason	25	<b>25</b>	<b>24</b>	<b>28</b>
Base	3133	1244	1697	168

Percentages may add to more than 100 due to multiple responses

**Table 4** d) **Reasons why people don't participate more in the arts**  
**Five main factors by health status**

Factor	Percentage of respondents mentioning each factor		
	All respondents	Has Limiting Longstanding Illness	No Limiting Longstanding Illness
Not really interested	33	<b>31</b>	<b>34</b>
Difficult to find the time	22	<b>9</b>	<b>27</b>
Family commitments	13	<b>8</b>	<b>15</b>
Health isn't good enough	11	<b>37</b>	2
Don't know enough about it	8	6	<b>8</b>
Not enough facilities close to home	7	7	8
Costs too much	5	6	5
Wouldn't enjoy it	5	6	5
Lack of transport/can't easily get to	3	5	2
Nobody to do it with	3	3	3
Might feel uncomfortable or out of place	3	3	3
Other	1	1	1
No reason	25	<b>22</b>	<b>26</b>
Base	3133	811	2321

Percentages may add to more than 100 due to multiple responses

## Experience of the Arts in Northern Ireland

### Attendance at the arts

**Table 5 Attendance at any arts event during last 12 months**

Profile of respondent	% of respondents participating	Base
All respondents	67	3135
Male	64	1288
Female	70	1847
Aged 16-24	83	276
Aged 25-34	82	483
Aged 35-44	81	610
Aged 45-54	70	528
Aged 55-64	61	502
Aged 65+	42	736
Catholic	67	1245
Protestant	67	1698
Other religion/none	73	168
Has limiting longstanding illness	47	811
Does not have limiting longstanding illness	74	2323

**Table 6 Main types of arts event attended**

Sport	% of respondents participating
Any activity	67
Film at cinema or other venue	49
Play or drama	20
Rock or pop music performance	16
Other theatre performance	16
Exhibition or collection of art or photography	10
A museum	8
A community festival	8
Other live music event	8
Craft exhibition	6
Folk or traditional or world music performance	6
Circus	6
Classical music performance	4
An arts festival	4
An Irish dance performance	3
An event connected with books or writing	3
A carnival	3
Opera/operetta	3
Jazz performance	2
Base	3135

Percentages may add to more than 100 due to multiple responses

## Experience of the Arts in Northern Ireland

**Table 7 Participation in the arts or attending an event**

Profile of respondent	% of respondents who participated or attended	Base
All respondents	71	3136
Male	67	1288
Female	73	1848
Aged 16-24	84	276
Aged 25-34	83	483
Aged 35-44	82	611
Aged 45-54	73	528
Aged 55-64	66	502
Aged 65+	49	736
Catholic	70	1246
Protestant	71	1698
Other religion/none	76	168
Has limiting longstanding illness	51	812
Does not have limiting longstanding illness	77	2323

**Table 8 Enjoyment of arts events**

Profile of respondent	% of respondents who enjoyed the experience 'a lot'	Base
All respondents who attended an arts event in the last 12 months	86	2079
Male	82	813
Female	88	1266
Aged 16-24	79	223
Aged 25-34	85	394
Aged 35-44	88	486
Aged 45-54	85	369
Aged 55-64	90	305
Aged 65+	85	302
Catholic	86	822
Protestant	86	1121
Other religion/none	85	121
Has limiting longstanding illness	89	380
Does not have limiting longstanding illness	85	1698

## Experience of the Arts in Northern Ireland

### Barriers to attending arts events

**Table 9** Factors preventing people from attending arts events  
a) Five main factors by gender

Factor	Percentage of respondents mentioning each factor		
	All respondents	Male	Female
Costs too much	19	16	21
Not really interested	18	22	15
Difficult to find the time	18	17	18
Family commitments	13	8	16
Health isn't good enough	10	10	11
Not enough facilities close to home	9	6	10
Events not publicised enough	8	7	8
Lack of transport/can't easily get to events	5	3	6
Lack of high profile performers	4	4	3
Nobody to go with	3	2	4
Wouldn't enjoy it	3	4	3
Poor access in and around venues	2	2	2
Poor quality venues	1	2	1
Poor quality performances and events	1	2	1
Might feel uncomfortable or out of place	1	1	1
Venues are in unsafe places	1	1	1
Other	1	1	1
No reason	32	34	30
Base	3133	1288	1845

Percentages may add to more than 100 due to multiple responses

**Table 9** Factors preventing people from attending arts events  
b) Five main factors by age

Factor	Percentage of respondents mentioning each factor						
	All	16-24	25-34	35-44	45-54	55-64	65+
Costs too much	19	30	27	24	17	13	11
Not really interested	18	22	13	13	17	21	22
Difficult to find the time	18	13	25	29	21	13	6
Family commitments	13	10	21	24	12	6	4
Health isn't good enough	10	1	2	4	8	14	24
Not enough facilities close to home	9	8	10	11	9	7	7
Events not publicised enough	8	9	12	11	9	6	3
Lack of transport/can't easily get to events	5	7	4	4	3	4	6
Lack of high profile performers	4	5	5	5	4	3	1
Nobody to go with	3	2	4	3	3	3	4
Wouldn't enjoy it	3	7	2	2	2	3	4
Poor access in and around venues	2	1	2	2	3	3	2
Poor quality venues	1	2	2	1	2	2	0
Poor quality performances and events	1	2	2	2	2	1	1
Might feel uncomfortable or out of place	1	1	2	1	2	1	1
Venues are in unsafe places	1	1	1	1	1	1	1
Other	1	1	1	0	1	2	2
No reason	32	32	30	28	33	34	34
Base	3133	275	483	610	528	501	736

Percentages may add to more than 100 due to multiple responses

## Experience of the Arts in Northern Ireland

**Table 9**  
c) **Factors preventing people from attending arts events**  
**Five main factors by religion**

Factor	Percentage of respondents mentioning each factor			
	All respondents	Catholic	Protestant	Other/none
Costs too much	19	<b>18</b>	<b>19</b>	<b>24</b>
Not really interested	18	<b>16</b>	<b>19</b>	<b>13</b>
Difficult to find the time	18	<b>16</b>	<b>18</b>	<b>20</b>
Family commitments	13	<b>13</b>	<b>12</b>	<b>13</b>
Health isn't good enough	10	10	11	6
Not enough facilities close to home	9	9	8	10
Events not publicised enough	8	7	8	<b>13</b>
Lack of transport/can't easily get to events	5	3	6	2
Lack of high profile performers	4	4	3	4
Nobody to go with	3	3	4	5
Wouldn't enjoy it	3	3	3	1
Poor access in and around venues	2	2	2	4
Poor quality venues	1	2	1	2
Poor quality performances and events	1	1	1	2
Might feel uncomfortable or out of place	1	1	1	1
Venues are in unsafe places	1	0	1	2
Other	1	1	1	1
No reason	32	<b>34</b>	<b>30</b>	<b>32</b>
Base	3133	1243	1698	168

Percentages may add to more than 100 due to multiple responses

**Table 9**  
d) **Factors preventing people from attending arts events**  
**Five main factors by health status**

Factor	Percentage of respondents mentioning each factor		
	All respondents	Has Limiting Longstanding Illness	No Limiting Longstanding Illness
Costs too much	19	<b>18</b>	<b>19</b>
Not really interested	18	<b>19</b>	<b>18</b>
Difficult to find the time	18	7	<b>21</b>
Family commitments	13	8	<b>14</b>
Health isn't good enough	10	<b>36</b>	1
Not enough facilities close to home	9	<b>9</b>	8
Events not publicised enough	8	6	9
Lack of transport/can't easily get to events	5	7	4
Lack of high profile performers	4	2	4
Nobody to go with	3	5	3
Wouldn't enjoy it	3	4	2
Poor access in and around venues	2	3	2
Poor quality venues	1	1	2
Poor quality performances and events	1	1	2
Might feel uncomfortable or out of place	1	2	1
Venues are in unsafe places	1	1	1
Other	1	0	1
No reason	32	<b>25</b>	<b>34</b>
Base	3133	810	2322

Percentages may add to more than 100 due to multiple responses

## Experience of the Arts in Northern Ireland

**Table 10 a) Satisfaction with arts provision in Northern Ireland  
All respondents**

Profile of respondent	Satisfaction with provision					Base
	Very satisfied	Fairly satisfied	Neither satisfied nor dissatisfied	Fairly dissatisfied	Very dissatisfied	
All respondents	14	51	32	3	0	3017
Male	11	50	36	3	0	1231
Female	17	51	28	3	0	1786
Aged 16-24	10	54	33	2	1	270
Aged 25-34	15	54	29	3	0	466
Aged 35-44	15	55	27	3	0	595
Aged 45-54	16	50	29	4	0	514
Aged 55-64	15	48	33	4	0	485
Aged 65+	13	46	39	2	1	687
Catholic	17	48	31	3	1	1210
Protestant	12	53	32	2	0	1628
Other religion/none	14	47	33	6	0	155
Has limiting longstanding illness	13	43	40	3	1	759
Does not have limiting longstanding illness	15	53	29	3	0	2257

Table excludes those who responded 'don't know'.

**Table 10 b) Satisfaction with arts provision in Northern Ireland  
Respondents who participate in or attend the arts**

Profile of respondent	Satisfaction with provision					Base
	Very satisfied	Fairly satisfied	Neither satisfied nor dissatisfied	Fairly dissatisfied	Very dissatisfied	
All respondents who participate	18	57	21	3	0	2174
Male	14	58	24	4	0	843
Female	21	57	19	3	0	1331
Aged 16-24	10	59	27	2	1	230
Aged 25-34	17	58	22	3	0	394
Aged 35-44	17	57	22	3	0	493
Aged 45-54	21	57	18	4	0	383
Aged 55-64	20	55	19	5	0	324
Aged 65+	20	58	19	3	0	350
Catholic	22	54	20	4	1	852
Protestant	15	60	22	3	0	1183
Other religion/none	16	54	22	7	0	123
Has limiting longstanding illness	20	54	21	6	0	400
Does not have limiting longstanding illness	18	58	21	3	0	1773

Table excludes those who responded 'don't know'.

## Experience of the Arts in Northern Ireland

**Table 10**                      **Satisfaction with arts provision in Northern Ireland**  
**c)**                                **Respondents who neither participated nor attended the arts**

Profile of respondent	Satisfaction with provision					Base
	Very satisfied	Fairly satisfied	Neither satisfied nor dissatisfied	Fairly dissatisfied	Very dissatisfied	
All respondents who participate	5	34	60	2	1	843
Male	4	31	63	1	1	388
Female	5	36	57	2	0	455
Aged 16-24	5	25	68	0	3	40
Aged 25-34	4	28	65	1	1	72
Aged 35-44	5	44	50	1	0	102
Aged 45-54	3	31	63	3	0	131
Aged 55-64	5	33	60	2	0	161
Aged 65+	5	34	59	1	1	337
Catholic	5	36	57	2	1	358
Protestant	5	33	60	1	0	445
Other religion/none	3	19	75	3	0	32
Has limiting longstanding illness	5	31	62	1	1	359
Does not have limiting longstanding illness	5	36	58	2	0	484

Table excludes those who responded 'don't know'.